



EUROPEAN REGIONAL
DEVELOPMENT FUND

Insight into interregional cooperation

Benoît Dalbert | *Project Officer*

Joint Technical Secretariat

CLUSNET Final conference

13 October 2011, Lyon

Summary

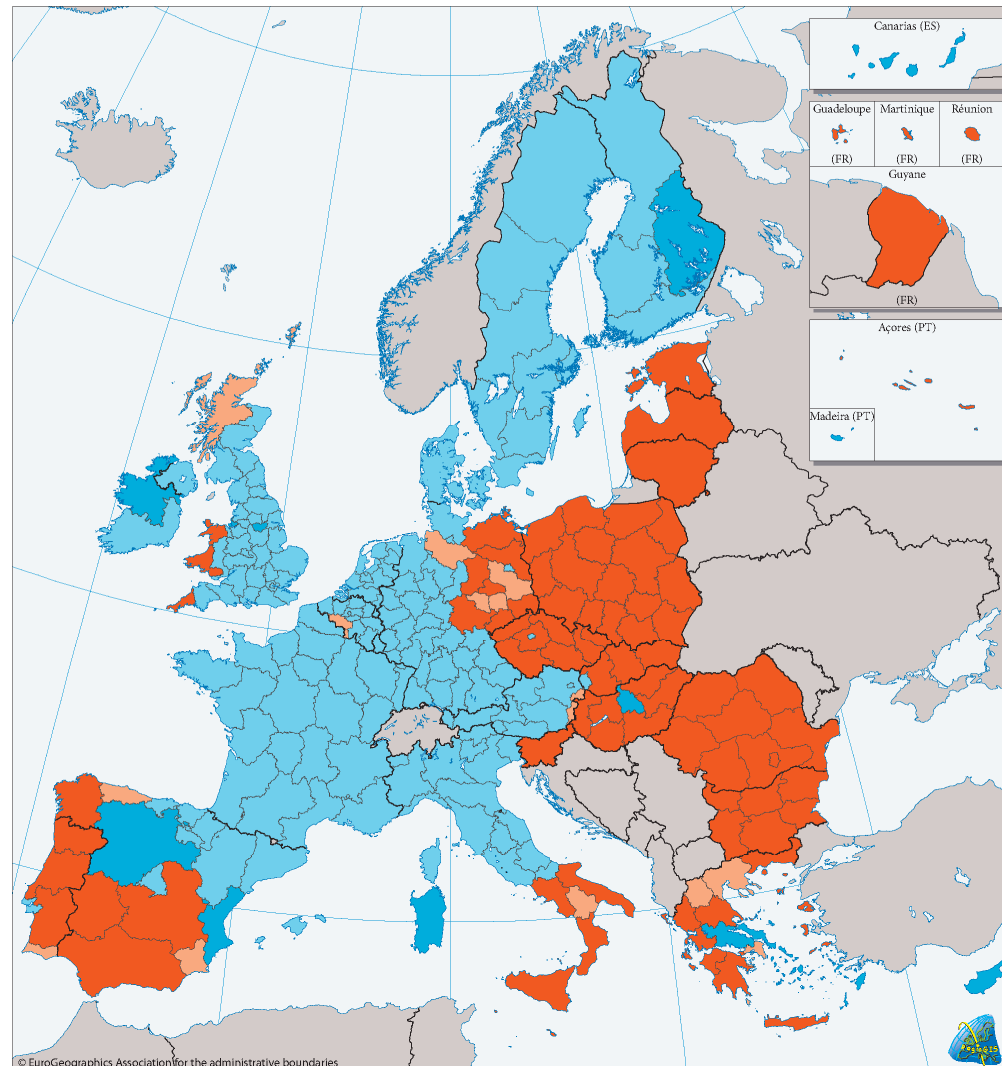
1. Reminder on the programme's context
2. Programme state of play
3. First programme achievements
4. Concluding words on the CLUSNET project

1. Programme context

EU Cohesion and Regional Policy

Reducing disparities

-  Convergence Regions
-  Phasing-out Regions
-  Phasing-in Regions
-  Competitiveness and Employment Regions



REGIONAL / NATIONAL
PROGRAMMES

EU Cohesion and Regional Policy

Objective 1:
Convergence

81.54%
€ 282.8 billion

Objective 2:
Regional Competitiveness and
Employment

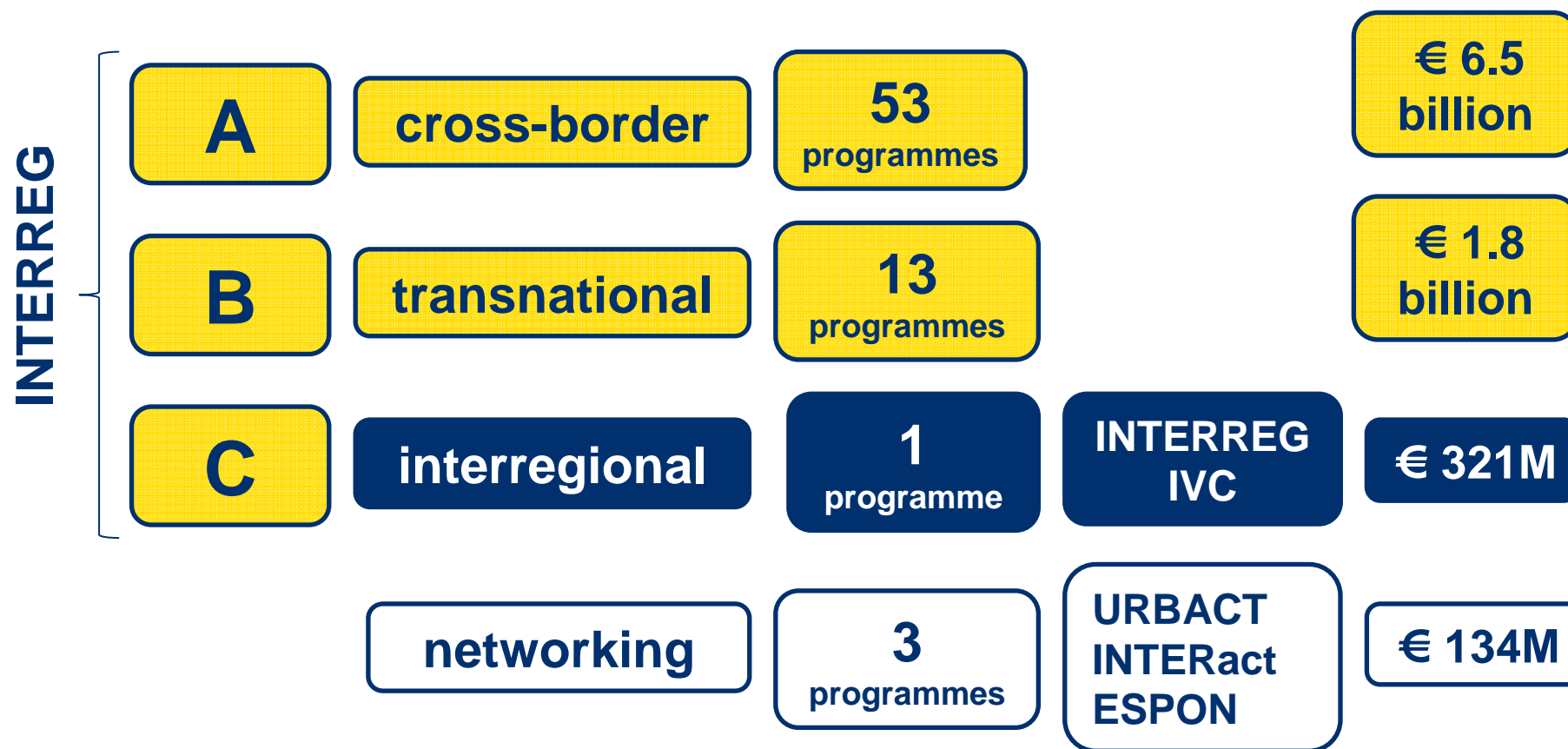
15.95%
€ 55 billion

Objective 3:
European Territorial Cooperation

2.52%
€ 8.7 billion

Objective 3: European Territorial Cooperation

INTERREG: 3 strands and 67 different programmes



INTERREG IVC main features

Eligible area:

- EU 27
- Switzerland & Norway

ERDF funding: € 300 m

2 priorities

- Innovation & knowledge economy
- Environment and risk prevention

2 types of interventions

- Regional Initiative Project
- Capitalisation Project



INTERREG IVC

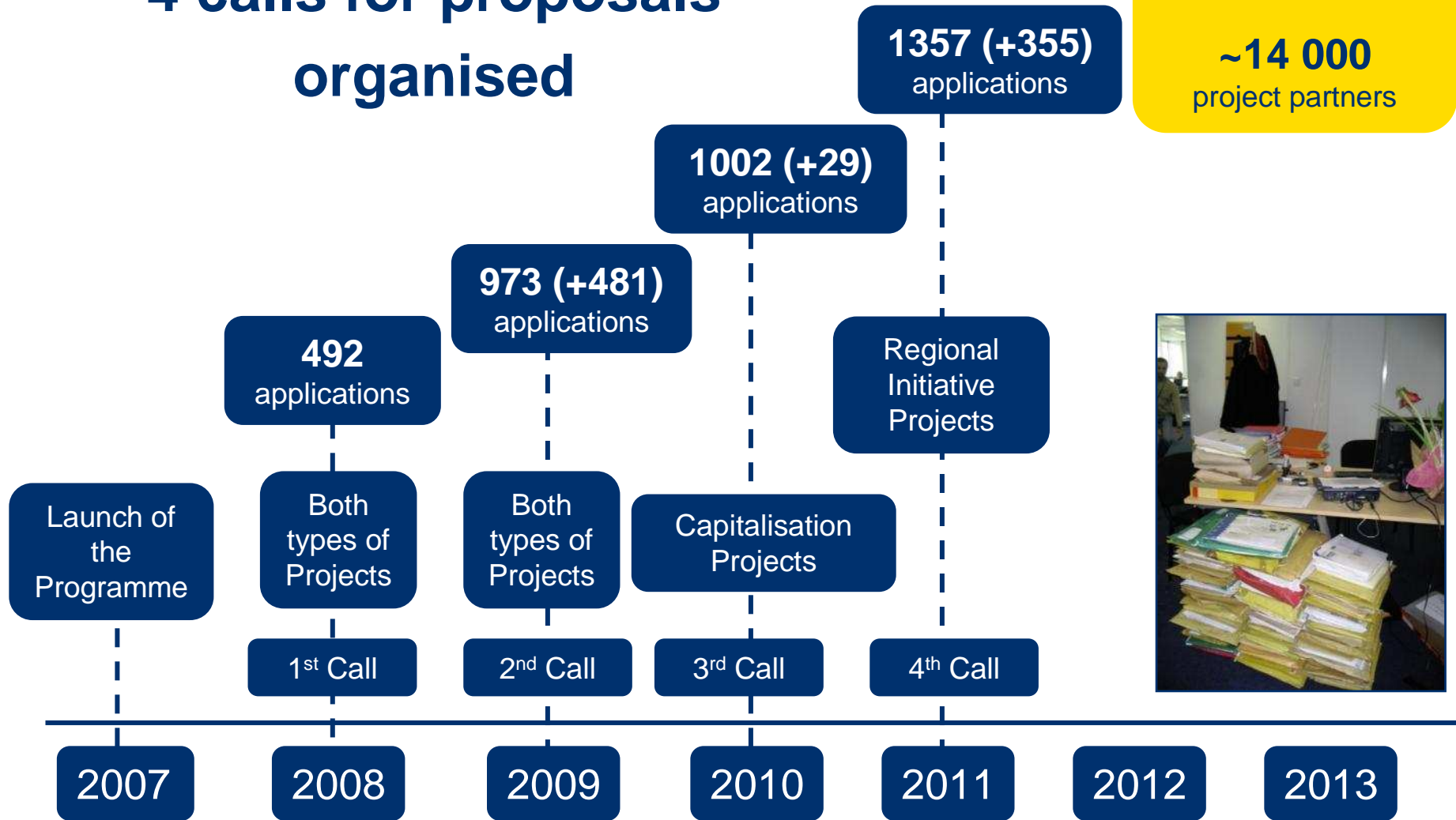
‘Learning by sharing’

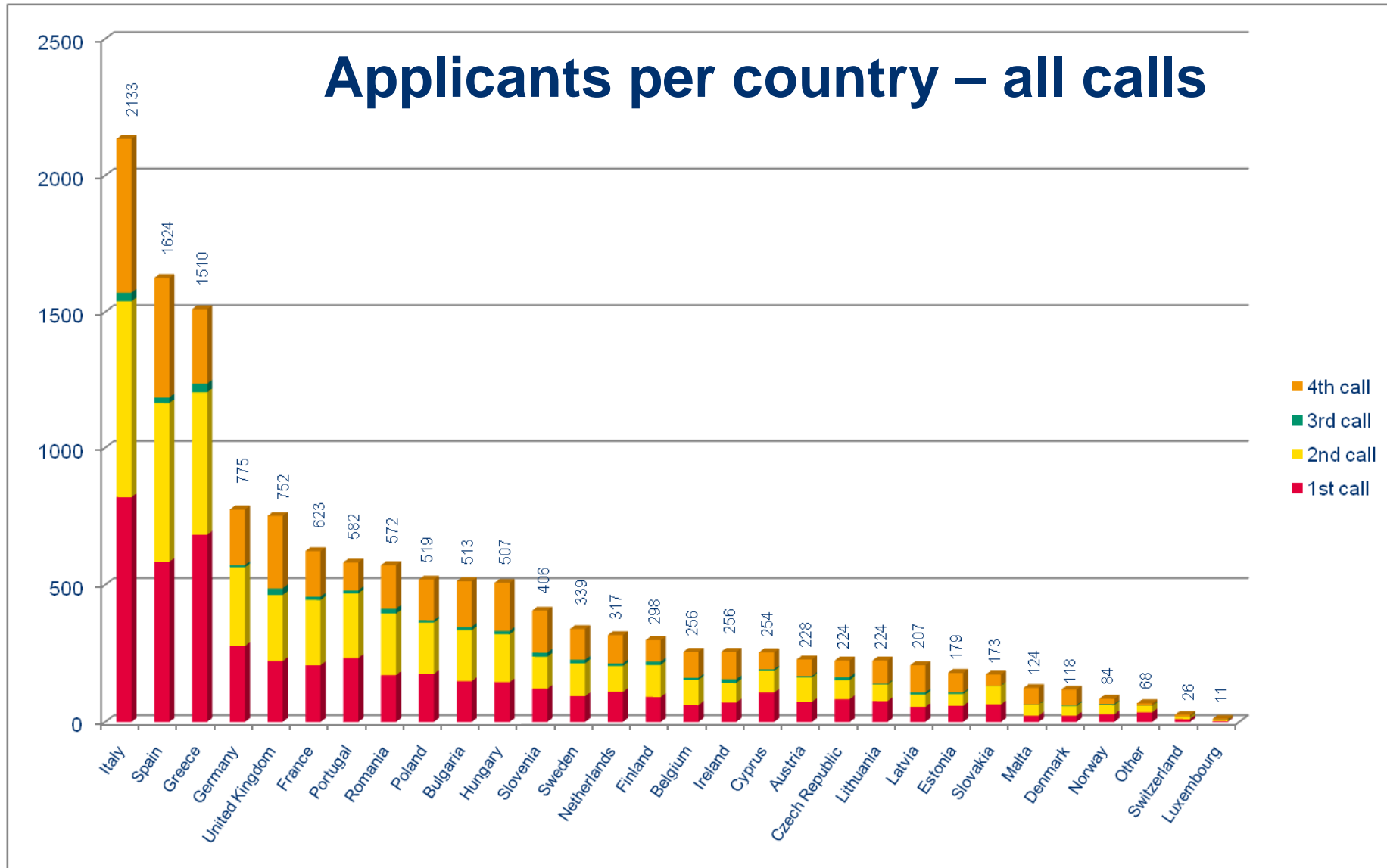
allows **local and regional** policy-makers to **access the experience** of others in Europe facing similar issues in order to renew their **practices / strategies / policies**

2. Programme state of play


4 calls for proposals organised

TOTAL:
~14 000
project partners





Approved Projects



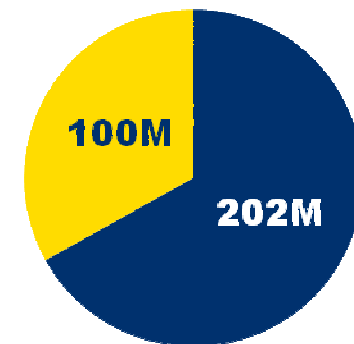
122
projects

71 projects in priority 1
51 projects in priority 2

1 332
partners

82%
of EU NUTS 2
regions
represented

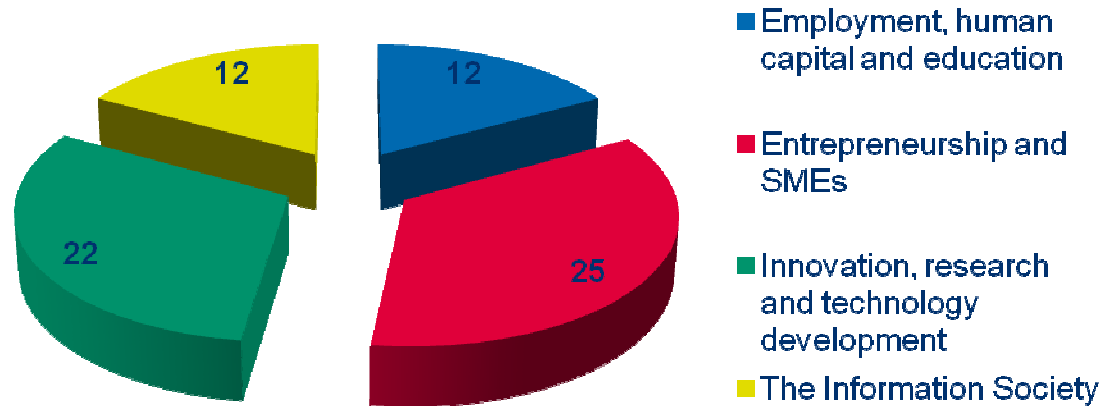
BUDGET, EUR



■ committed ■ remaining



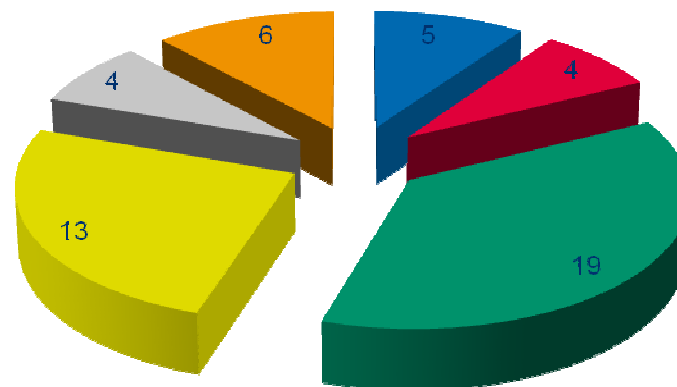
1: Innovation and the knowledge economy



71
projects

2: Environment and risk prevention

51
projects



- Biodiversity and preservation of natural heritage (including air quality)
- Cultural heritage and landscape
- Energy and sustainable transport
- Natural and technological risks (including climate change)
- Waste management
- Water management



Programme new development **‘Capitalisation at programme level’**

to better exploit the knowledge resulting from projects working on a similar topic

up to **12 topics**
covered

ageing population

cultural
industries

sustainable transport

entrepreneurship

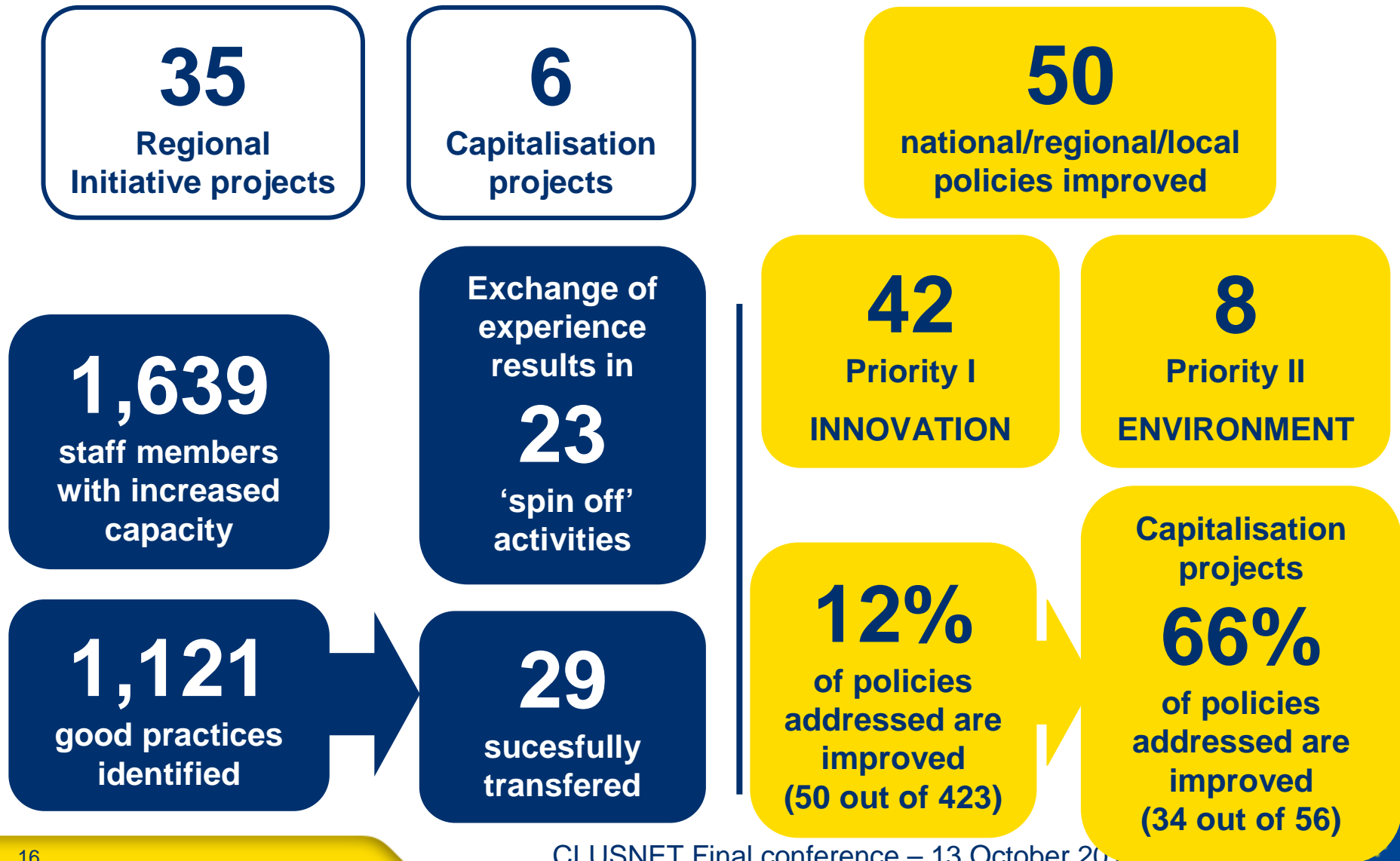
climate change

renewable energy

Approved in June 2011 by the Monitoring Committee with a start planned in 2012

3. First programme achievements

Results of the 41 first call projects



Examples of transfer under Priority 1

Project:



Practice:

‘Summer entrepreneur’ – Stimulate entrepreneurial mindset among young people through the creation of their own business during summer vacation



From: Mid Sweden region



To: Flevoland region (NL)



Examples of transfer under Priority 2

Project:

**pimms
transfer**

Practice:

'Walk to school' – Encourage school children to walk to school rather than travel by car



From:
Borough of Bromley (UK)



To:
Frankfurt am Main (DE)

Example of policy improvements (INNOVATION)

Sub-theme: Information society

Project:



Partner concerned:

Bologna Municipality
(IT)

Policy improved:

Revision of the Emilia Romagna Regional Telematic Plan 2011-2013 which now includes the 'Guidelines for Local Wireless Communities' coming from PIKE

1st call Capitalisation Projects: financial commitment

Achievements of the first call Capitalisation Projects			
Projects	IVC ERDF spent (EUR)	Leverage effect	Amount dedicated to the implementation of practices (EUR)
B3 Regions	1,525,947	x 307	= 468,612,500
ERIK ACTION	1,418,440	x 17	= 24,561,200
ESF6 CIA	935,661	x 55	= 51,300,000
ICHNOS PLUS	734,183	x 0.9	= 687,800
PIKE	1,146,295	x 6	= 7,272,900
RAPIDE	1,194,558	x 18	= 21,210,460
TOTAL	6,955,084	x 82	573,644,800
TOTAL (without B3 Regions)	5,429,137	x 19	105,032,300

4. CLUSNET project

Cluster support policies

Only 2 projects in IVC
(CLUSNET &
POOLING4CLUSTERS)

Some tangible results already achieved

- 55 staff members with increased capacity
- 2 GP transferred
- 2 policies improved
- 2 spin-off activities



A partnership in line with IVC expectations

- A majority of partners are local / regional public authorities
- 12 partners from 9 Member States (MS) representing all corners of Europe, including 1 new MS (HU)

Thank you for your attention!